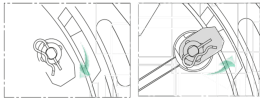




With optional closure -  
T2063DC/L

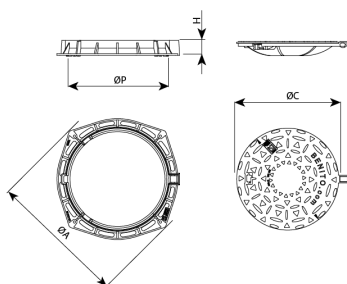


open - lock




Elyp is designed to support medium traffic. It is perfect for installing on roads with an ADT of 1.000-20.000, particularly road carriageways (including pedestrian streets), stabilised hard shoulders and parking areas for all manner of vehicles.

- Made from spheroidal graphite ductile cast iron, according to ISO 1083 (Type 500-7) and standard EN 1563.
- Compliant with the European standard UNE EN-124.
- Ball and socket joint to guarantee easy opening and safety in operation.
- 90° safety locking and maximum aperture angle of 115°.
- Sound-proof joint included.
- Metal non-slip surface.
- Coated with non-toxic, non-flammable and non-polluting water-soluble black paint.
- **Elástico2** closure system.



REF.	ØA	H	ØC	ØP	UN.
T2063D	855	100	645	600	12



[Project sheet](#) | [CAD](#) | [HD image](#)